

This presentation premiered at WaterSmart Innovations

watersmartinnovations.com



Living landscap

es: *Personal Accounts of
Water Conservation in a Modern
Day American Home*



CENTER FOR
ReSource Conservation

Garden In A Box

By: Natalie Antonucci, Water Programs Manager,
CRC





Center for resource conservation

CRC Mission: Putting conservation into action

CRC History: 501(c)(3) nonprofit social enterprise; founded in 1976 by a group of citizens concerned about our dependence on non-renewable resources

Program Areas: Waste Diversion, Energy, & **Water Conservation**



CRC's Water Programs

- Putting **WATER** conservation

- Implementing edge programs

- Programs
 - Landscaping
 - Toilet
 - Re
 - Fixture
 - Indoor/
 - Education

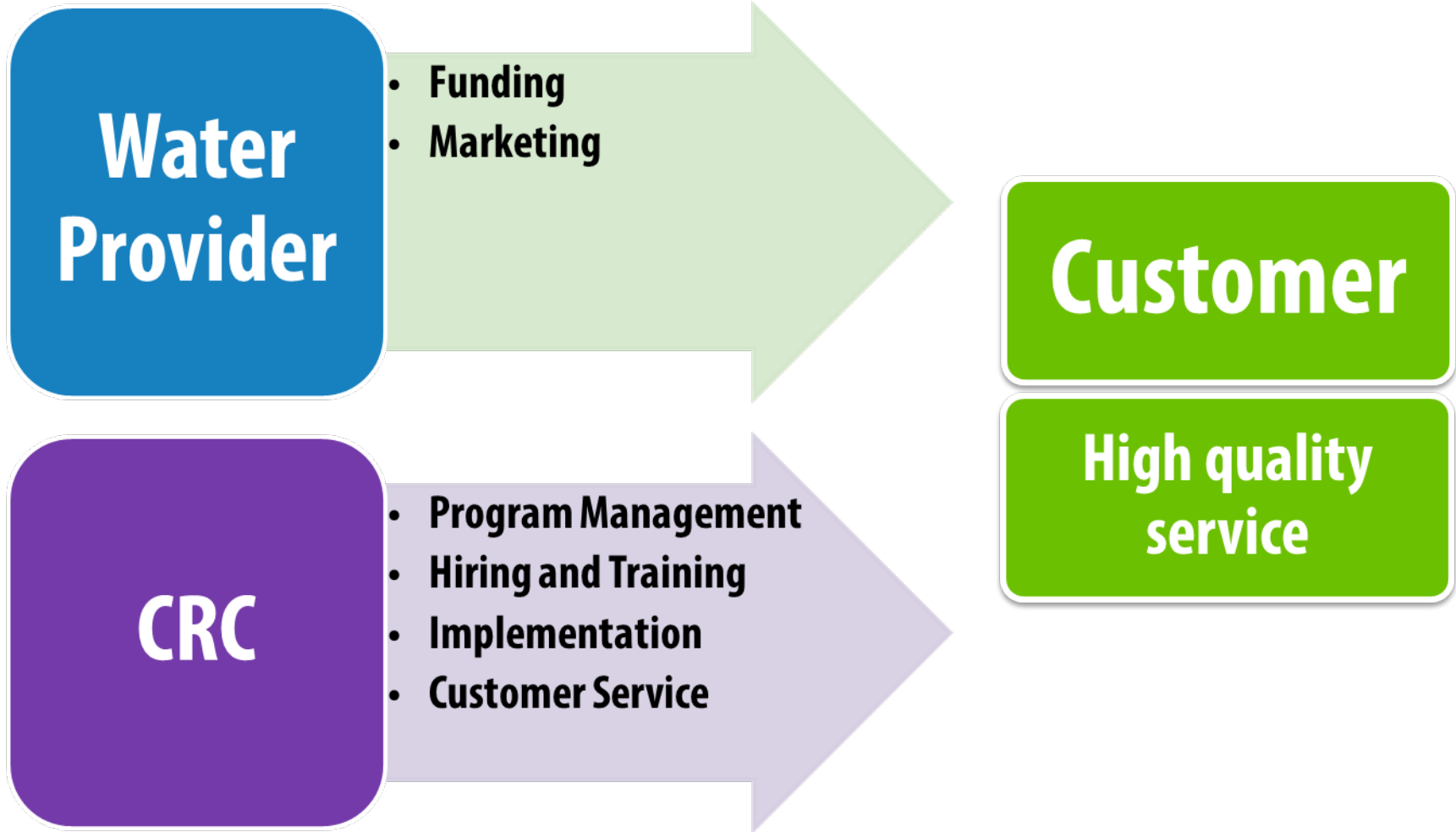
By the Numbers:

- *30 Water Provider Partners*
- *5,000 Customer Interactions Per Year*
- *7 Programs Offered*
- *Over 14 Million Gallons of Water Saved in 2015*



Visit Conservationcenter.org for More Information!


How It Works



Garden In A Box

What is Garden In A Box?

- Water conservation via landscape change
- An easy and affordable way for community members to save water and beautify their landscapes with professionally designed Xeric (low water) perennial gardens
- Do it yourself garden kits that come with 15 to 30 starter plants, a comprehensive planting and care guide, and 1 to 3 plant by number maps



Garden In A Box

Impact:

- In 2016, we sold **3,240 gardens** and reached **2,077 customers**
- Xeric landscapes use up to **60% less water** than traditional turf lawns
- Through 2016, Garden In A Box will have an estimated cumulative lifetime savings of **79 million gallons** of water
- Through 2016, CRC has helped convert over **1 million sq. ft.** of landscape to low-water gardens

Living Landscapes

Garden In A Box through the Lens of its Participants:

- ❖ How it has shaped their view on water conservation
- ❖ The value it has added to their lives
- ❖ Insights gained through their hands-on experience
- ❖ Tales of empowerment
- ❖ Relationship with landscape and how that impacts water conservation efforts in our communities

Stefanie kirby: westminster, co



Side Yard, 2015 Mountain Shadows Garden



Back Yard



Entryway to Back Yard, 2014 Garden In A Box

Stefanie kirby: westminster, co

Walkway, 2015 Pollinators' Paradise Garden



Hometown: Colorado Springs, CO

Occupation: 6th Grade ESL

Family: Michael (husband)

Gardening Level: “Upper end of novice”

Home: Suburban, single family

Years in Home: 6 years

of People in Home: 2

Highlights for Stefanie

- 1) Solving an insurmountable landscape challenge
- 2) Environmental benefits
- 3) Healing

“When my husband and I moved in and we saw this, we thought nothing was going to grow that we actually want...With Garden In A Box it was the first time that we felt like we can actually do this. We can have a dream garden.” ~Stefanie Kirby

Mary “ster” dubberly: boulder,

**Meadows on the Parkway
Condominiums,
Typical Entryway**



**Courtyard and
Green**



**HOA Community Xeriscape
Garden**



Mary “ster” dubberly: boulder,

CO



Highlights for Ster

- 1) Building a Xeriscaping community – a lineage of gardeners
- 2) Her happiness



Lisa Jones: erie, co



Lisa Jones: erie, co



Highlights for Lisa

- 1) Green lawns and conservation
- 2) Education for Ellen

Hometown: Suburbs of Chicago

Occupation: Stay at home mom

Family: Scott (husband), Ellen

Gardening Level: Beginner

Home: Suburban, single family

Years in Home: 3 years

of People in Home: 3

“Scott is very big into green lawns, making sure it looks perfect. And on the other hand, he is a conservationist.”

“Xeriscaping is definitely important because I figure that it offsets my husband’s use of water on the lawn” ~Lisa Jones

Jill Viehweg: Denver, co

**Front Yard -
Right**



**Public Sidewalk, Part of
Property**



Front Yard - Left



Busy Corner Lot



Jill Viehweg

“My relationship with the landscape in a sense is – I view it as a part of who we are as humans. To me, it is much more calming to be able to see plants.” ~Charles Viehweg



Dakota
fundraising
e and

Family: Charles (husband), Remy, Nia
Gardening Level: Experienced
Home: Very urban, single family home
Years in Home: 4 years
of People in Home: 4

Highlights for Jill

- 1) Relationship with environment and landscape change
- 2) Service to the community

“I am trying to turn it into a positive that we have all of this public space to tend. It’s kind of a burden, but I have found lately that it can be a way to meet your neighbors and show the neighborhood that you’re not just a gentrifier, that you’re here to try and make it better for everybody.” ~Jill Viehweg

Holly Trenary: Loveland, co



Front of Home



Backyard



Holly Trenary: Loveland, co



Highlights for Holly

- 1) Bringing the family together
- 2) Courage to try something new
- 3) Serious water savings

“Our water bill went down a third. We went from 10 sprinkler heads to 2 driplines.” ~Holly Trenary

Holly Trenary: Loveland, co

**Side Yard -
BEFORE**



**Side Yard -
MIDWAY**



Side Yard - AFTER



Conclusion

Living Landscapes: Personal Accounts of Water Conservation in a Modern Day American Home

3 Tiered Conclusion:

- 1) Direct water savings; Holly
- 2) Conscious effort to install a water-wise landscape; Lisa
- 3) Beyond conservation; Ster, Stefanie, & Jill



Thank You!

Natalie Antonucci, Water Programs Manager: Landscape Programs

nantonucci@conservationcenter.org

303-999-3820 ext. 222

Center for ReSource Conservation, conservationcenter.org

