

This presentation premiered at WaterSmart Innovations

watersmartinnovations.com





Get Their Feet Wet!

**Water Conservation Education
for the Young Learner**

Laurie Loftin

By the end of the Session



activity/game



magic



music



travel buddies




pester power

Travel Buddies



Inspired
by
Flat
Stanley

Travel Buddies



Why Travel Buddies?



offers continued water education

Why Travel Buddies?

**develop behaviors early rather
than change habits later**



Hello, little lily



Little Lily's Pad Hop Project

- 💧 Little Lily
- 💧 Travel Backpack
- 💧 Travel Log
- 💧 Books
- 💧 Water Adventure Book
- 💧 Teacher's Guide
- 💧 Origin Storybook
- 💧 Certificates
- 💧 Frog Tattoos
- 💧 Classroom Poster
- 💧 Froggie Care Packages

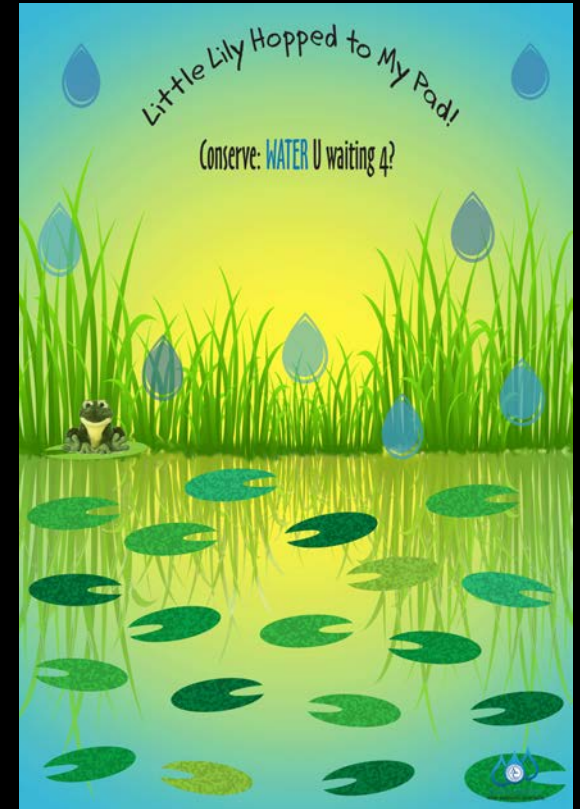
A closer look



certificate
in house



tattoos
Oriental Trading Co.



classroom poster
Vistaprint



mirror cling
New Resources Group



toilet tablets
Niagara

Freedom to adapt

Little Lily's visit
at my
House

When i got little lily i took her
Home and covered with her
She slept in my wooden
truck i put her blue ~~blanket~~
blanket in it and
put her in her blue
blanket, apparently she
likes Donny Osmond! I let
her listen to the CD
that i got for
Christmas, her favorite
song was Ring of Fire.

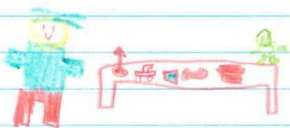


science night



Ripple Effect
Film Project entry

journal entries



Evaluation

A group of approximately 15 people, including several children and two adults, are standing on a metal bridge over a pond. The children are leaning on the railing, some looking towards the camera. In the background, there is a yellow building and a house. The scene is outdoors with trees and a clear sky.

Student Evaluation

💧 did not work as hoped

💧 observation, anecdotal notes

💧 90% teachers agreed
students' behavior became
more efficient during visit
(1 neither agreed or disagreed)

Evaluation

The background of the slide is a wall covered with numerous colorful frog figurines. Each frog is painted with different patterns and colors, including blues, greens, reds, and yellows. They are arranged in a dense, somewhat chaotic pattern across the entire surface.

Teacher Feedback

- 💧 **no added work or extra burden**
- 💧 **very positive feedback & many repeat teachers**
- 💧 **receive feedback on Pester Power: parents reported children talking about how to care for water at home after Little Lily left**

\$38

TALAVERA
FROG

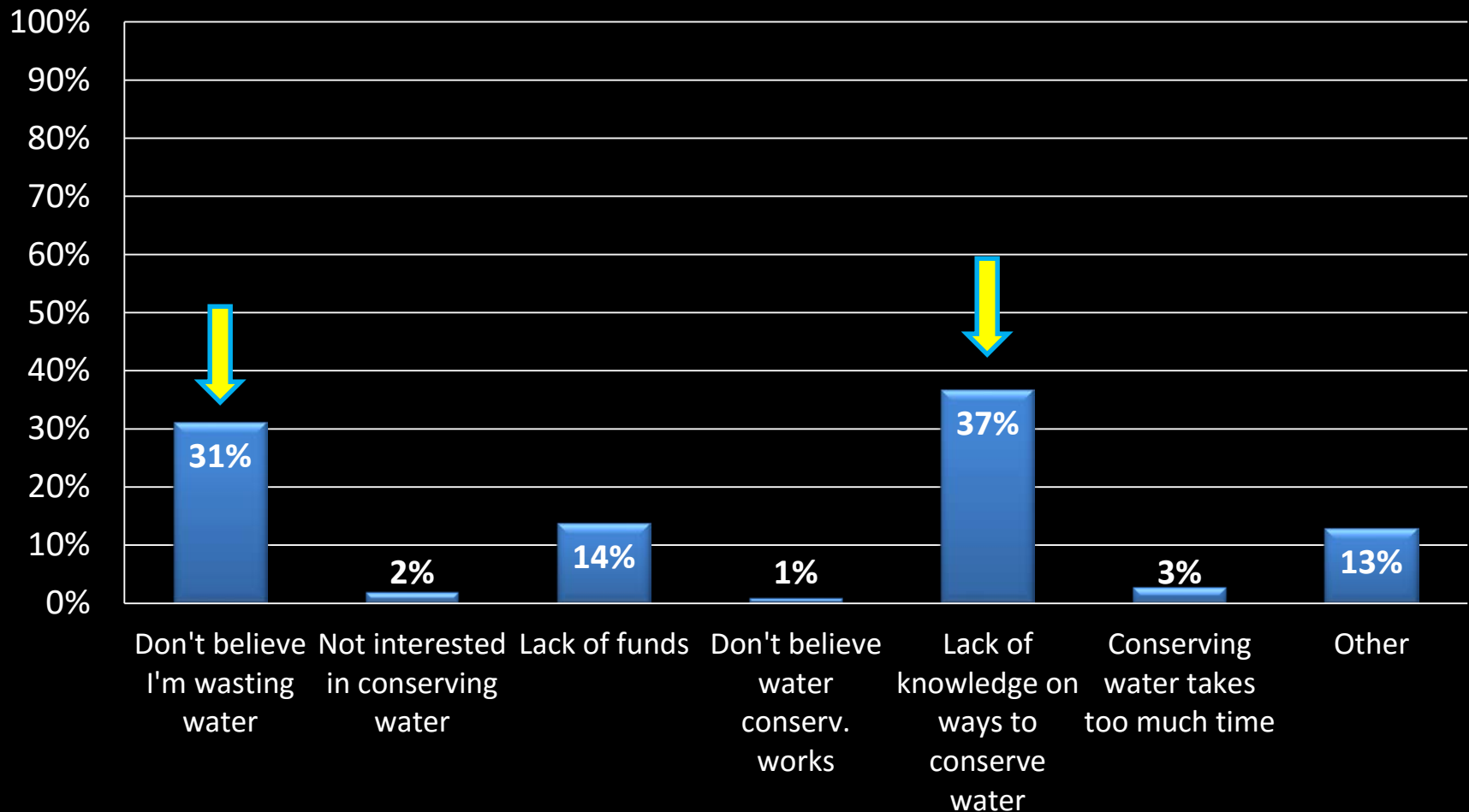
Evaluation

Parent Survey

- 💧 **Difficult to get back, particularly post-survey**
- 💧 **Offer incentive to class for 50% return rate**
- 💧 **Will include Spanish version**

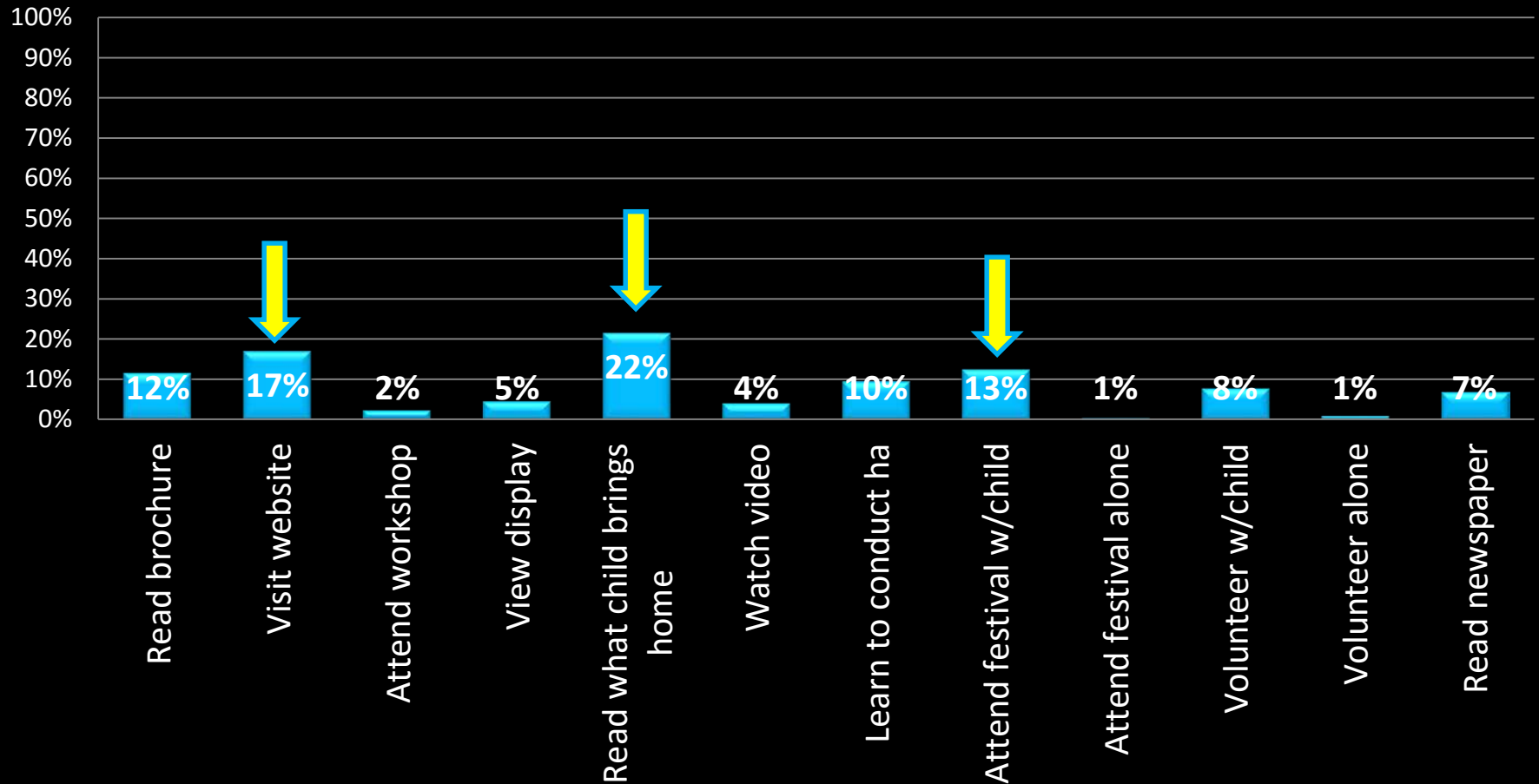
Findings from Little Lily

What prevents you from conserving water in your home? (check all that apply)



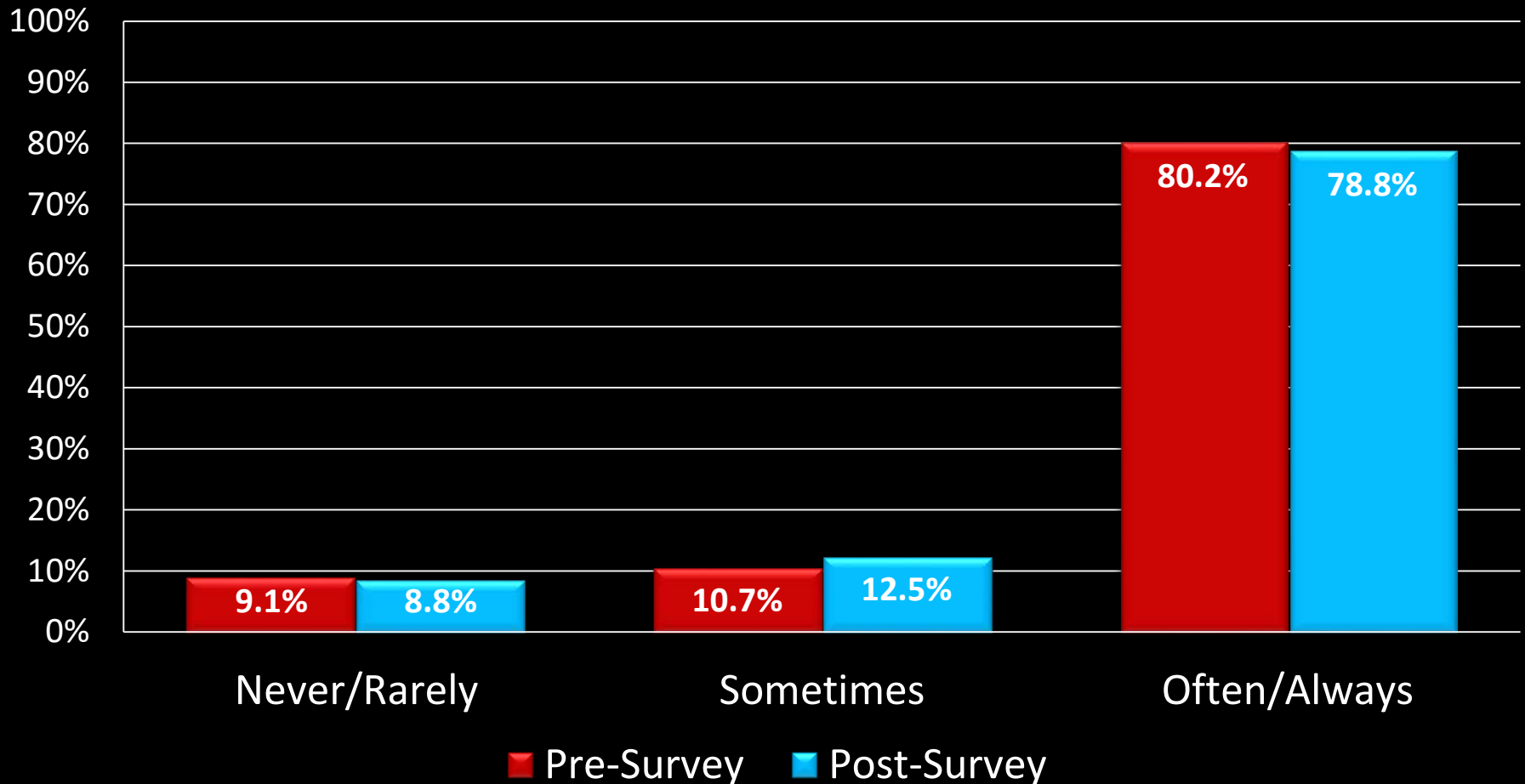
Findings from Little Lily

If you had the following kinds of learning opportunities to learn about more water issues, which would you be most likely take advantage of? (check up to three)



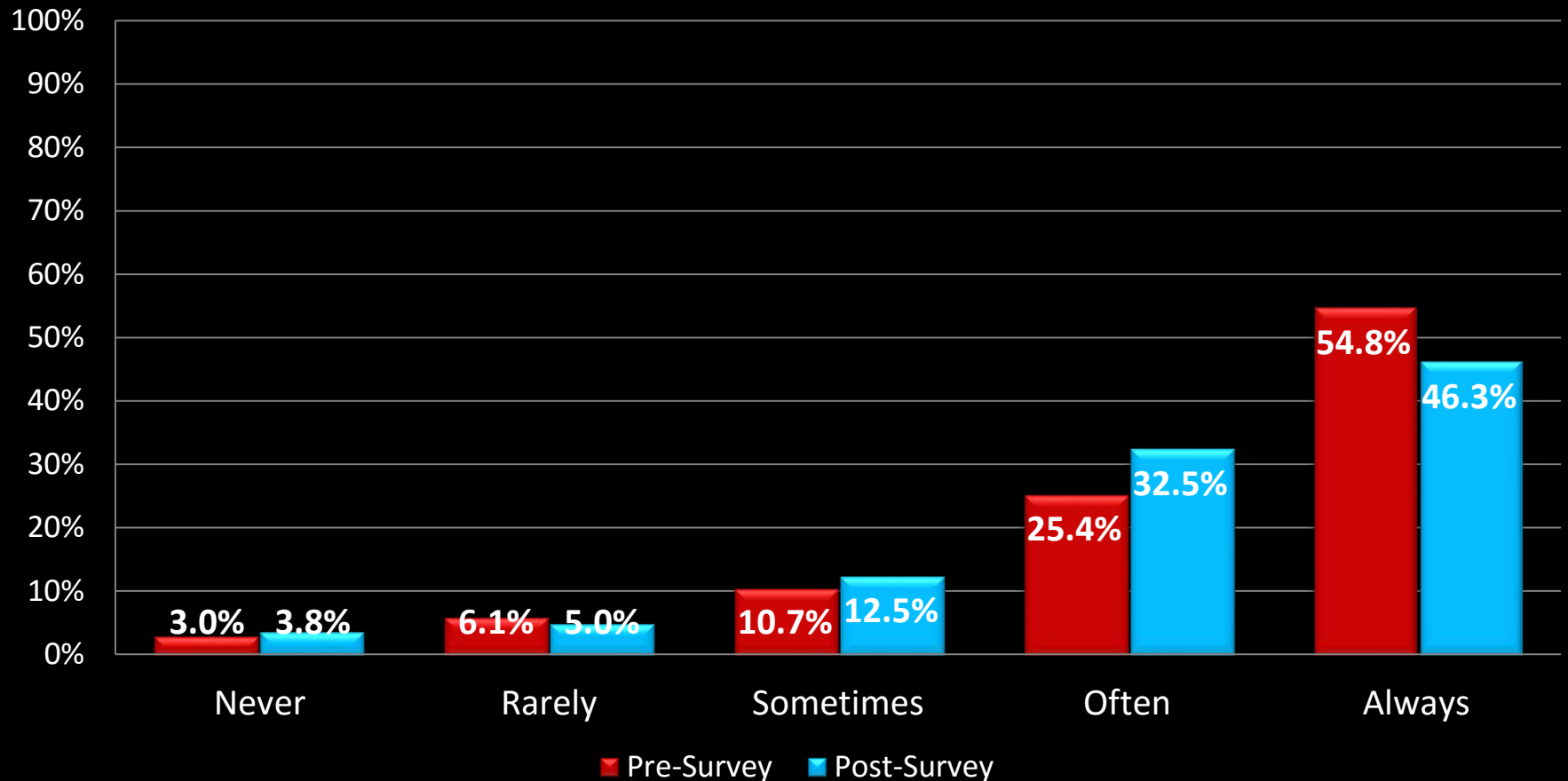
Findings from Little Lily

How often do you turn off the water while brushing your teeth?



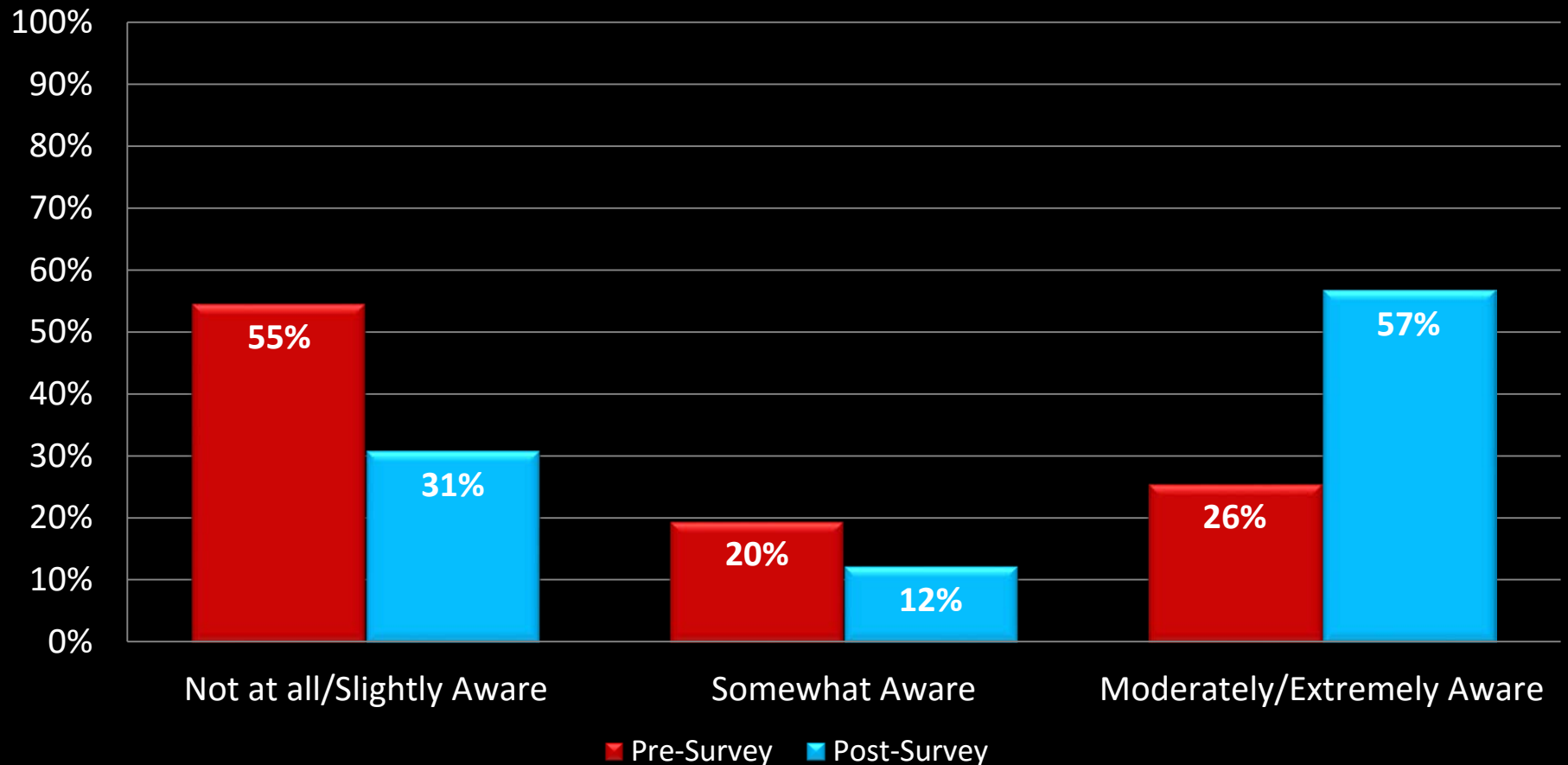
Findings from Little Lily

How often do you turn off the water while brushing your teeth?



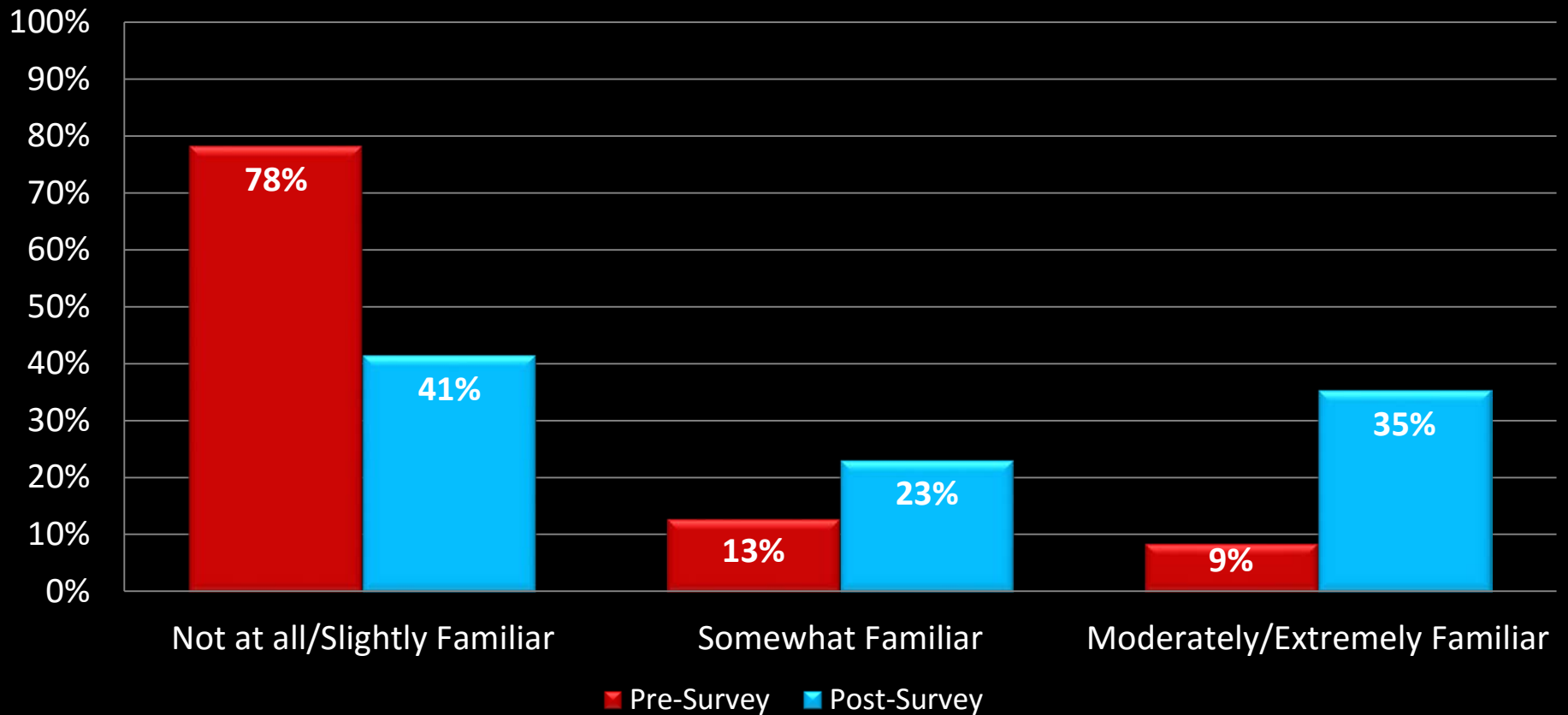
Findings from Little Lily

Are you aware that turning off electrical appliances can help to conserve water?



Findings from Little Lily

Are you familiar with the WaterSense program?



Costs

Up to you...



\$? & time



\$6.25 a dz



**\$10.00
+ \$2.00
costume**

Worth the \$\$?

- 💧 **Offers continuous water education**
- 💧 **Good way to reach the younger learner**
- 💧 **Builds relationships with teachers & schools**
- 💧 **Avenue to reach parents with our materials**

Contacts

2013 - 14 AY:
In 8 classrooms
Estimated 150 students & families

2014 - 15 AY:
In 16 classrooms
Estimated 380 students & families

2015 - 16 AY:
Goal of 20 classrooms
425 students & families





magic



Thank you!

Laurie Loftin

laurel.loftin@athensclarkecounty.com

706-613-3729

www.thinkatthesink.com

www.thinkatthesink.wordpress.com

Lily Anne Phibian