



Las Vegas Valley Water District



SOUTHERN NEVADA
WATER AUTHORITY

Water Waste Enforcement

LVVWD Conservation Goals

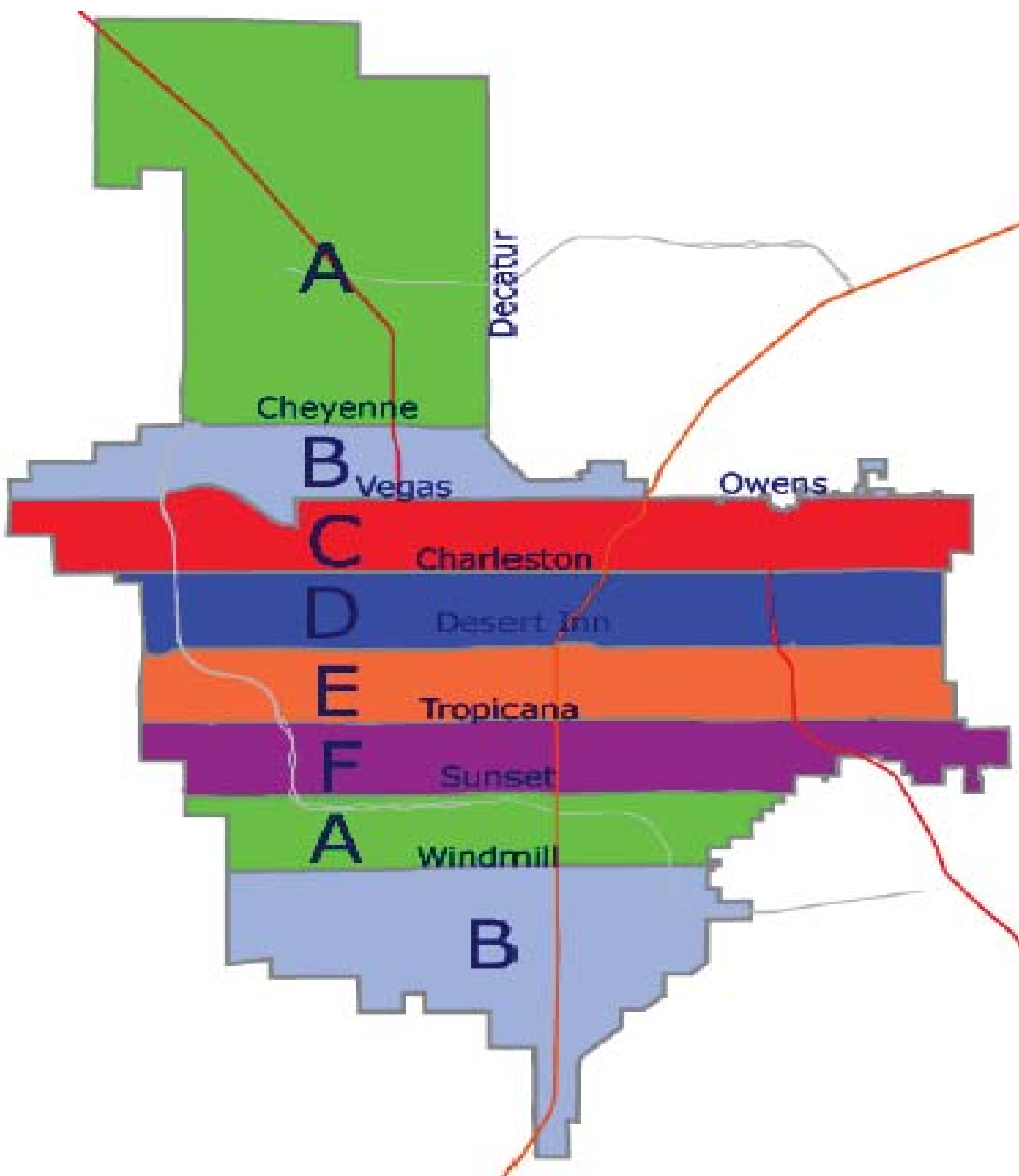
The Las Vegas Valley Water District, as a member agency of the Southern Nevada Water Authority (SNWA), is committed to an ongoing conservation strategic planning process that will result in the implementation of 199 gallons per capita per day (GPCD) conservation goal by 2035.



LVVWD Water Waste History

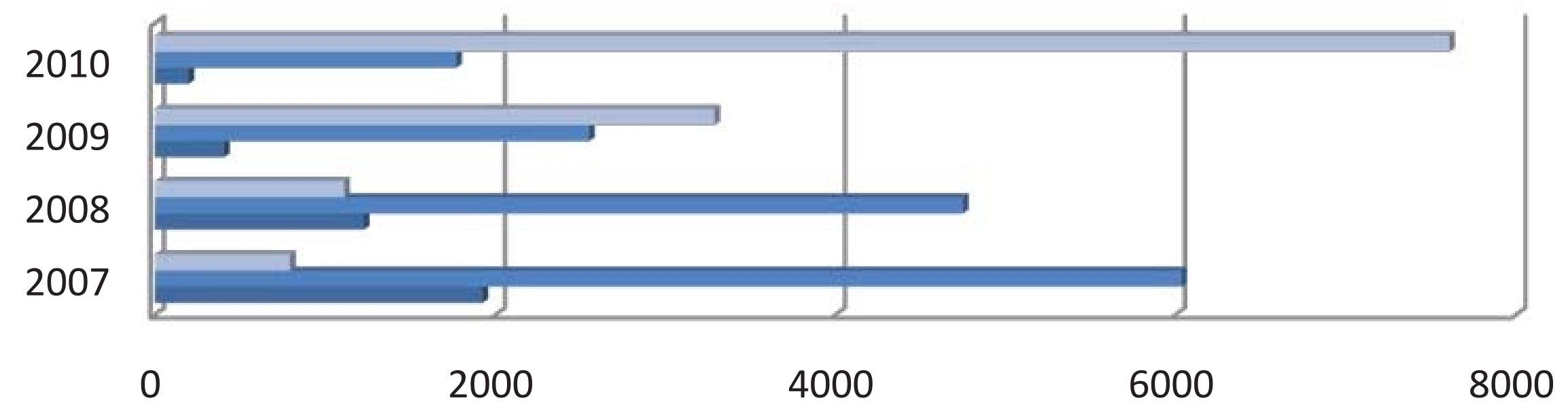
The Las Vegas Valley Water District has been enforcing water waste in the City of Las Vegas and unincorporated Clark County, via its Service Rules since June 2002. Prior to that time, the customer of record or the customer's agent was issued a misdemeanor citation, which required a court appearance by both the customer, and a representative of the Las Vegas Valley Water District.

The District's Service Rules provide that wasting water is a violation of the Service Rules, and could result in a water waste fee being assessed to a customer's water bill, or termination of water service.



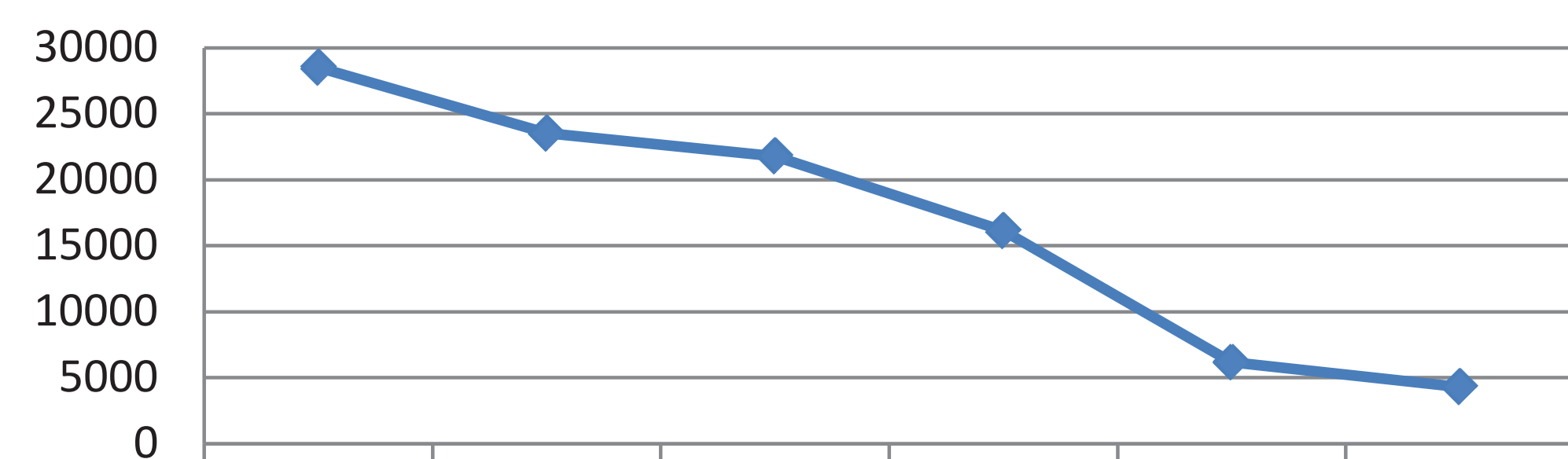
Water Waste Enforcement Stats

Mail Notifications



| | 2007 | 2008 | 2009 | 2010 |
|----------|------|------|------|------|
| Courtesy | 793 | 1113 | 3292 | 7609 |
| Formal | 6038 | 4749 | 2554 | 1774 |
| Fee | 1929 | 1230 | 410 | 200 |

Number of Investigations



| | 2005 | 2006 | 2007 | 2008 | 2009 | 2010 |
|--------------------------|-------|-------|-------|-------|------|------|
| Number of Investigations | 28514 | 23519 | 21802 | 16139 | 6193 | 4313 |

| | Single Family | Non-Single Family | Total # of Fees Assessed | Dollar Amount |
|-------|---------------|-------------------|--------------------------|----------------|
| 2005 | 1437 | 595 | 2032 | \$335,355 |
| 2006 | 1529 | 618 | 2147 | \$414,320 |
| 2007 | 1484 | 445 | 1929 | \$361,360 |
| 2008 | 961 | 269 | 1230 | \$309,440 |
| 2009 | 291 | 119 | 410 | \$99,440 |
| 2010 | 90 | 110 | 200 | \$69,840 |
| Total | 5792 | 2156 | 7948 | \$1,589,755.00 |

Water Waste Fee Schedule

| Meter Size | 1 st Violation | 2 nd Violation | 3 rd Violation | 4 th Violation | 5 th Violation and More |
|--------------------------|---------------------------|---------------------------|---------------------------|---------------------------|------------------------------------|
| 1" and Less | \$ 80.00 | \$ 160.00 | \$ 320.00 | \$ 640.00 | \$ 1,280.00 |
| Over 1" but less than 3" | 160.00 | 320.00 | 640.00 | 1,280.00 | 2,560.00 |
| 3" and over | 320.00 | 640.00 | 1,280.00 | 2,560.00 | 5,120.00 |

The first step in the investigation process is the videotaping of the water waste. This is necessary to protect the customer's rights by ensuring a violation is in fact taking place before a fee is assessed to their water bill, and to provide evidence of the water waste violation in the event the customer disputes the merit of the fee. In addition, the Investigators will include detailed comments regarding their observations on the water account for the property where the problem is taking place.

LVVWD Service Rules

1. Allowing water provided by the District to flow or spray off the property.
2. Failure to correct a malfunctioning device or supply line, where the customer or their agent has known of the problem for more than 48 hours.
3. Non-compliance with regulations regarding washing of vehicles, equipment, driveways, parking lots, sidewalks, streets or other surfaces or objects.
4. Discharging swimming pool or spa water drainage off the property where discharge into a public sanitary sewer is available.
5. Using spray irrigation (sprinklers) between the hours of 11:00 a.m. and 7:00 p.m. from May 1st through September 30th each year.
6. Non-compliance with regulations relating to ornamental water features and misters.
7. Non-compliance with watering group assignments.